

2022-2023 Taiwan English Teaching Program Lesson Plan Template









Topic	Numbers	Date	11/20/24	Time	10:35 - 11:15 AM
Book	—	Grade(s)	1st - 2nd	Teacher(s)	Lauren & Hedy
Classroom Setting / Special Situation	English Classroom				
Learning Objectives (SWBATs)					
<ul style="list-style-type: none"> Students will be able to identify numbers one through five efficiently. students will identify #1-5 through speaking & writing enabling successful communication & a sound English foundation! 					
Teaching Materials					
<ul style="list-style-type: none"> Flashcards, worksheets, song/video and stickers. 					
Basic Vocabulary / Sentence Patterns					
<ul style="list-style-type: none"> #1-5 → "One, two, three, four, five" 					
Procedures				Mins	Materials/Tools
I. Warm up <ul style="list-style-type: none"> Explain today's lesson, "Numbers 1-5" and then play the Number's song. The song introduces numbers in a fun way as it counts down from 1 to 5 After the song, start by counting together from 1 to 5. Use your flashcards to help students see each number visually and begin to recognize the spelling. 				5	Flashcards Video / song
II. Introduction (Presentation) <ul style="list-style-type: none"> Show a short slide presentation, displaying each number with a visual For each slide, say the number out loud and ask students to repeat it. Emphasizing the spelling of each number. Show a slide with a random number written (1-5) and ask them to show me the number with the number side of their flashcards. 				10	Powerpoint Presentation Flashcards

<p>III. Activities (Practice/Production)</p> <p>Sticky Ball Activity</p> <ul style="list-style-type: none"> Each student will have an opportunity to be told a number in English and then throw the sticky ball at the correct number. By calling out a number and asking the student to throw the ball and seek the help of their peers if needed. 	10	Sticky ball
<p>IV. Assessment (Production)</p> <ul style="list-style-type: none"> Hand out a worksheet → The students will color the correct number of pictures that match each number. Another part of the worksheet includes matching and counting images, where students match numbers with the correct number of items (e.g., matching "3" with three stars). When each student has completed the worksheet they will come up to me to have it checked for accuracy and will be given a sticker for completing the worksheet correctly. 	10	Worksheet Stickers
<p>V. Closure</p> <ul style="list-style-type: none"> Play the Number's song again as a closing activity, singing and counting along together. Review the numbers by showing each flashcard one last time! 	5	Video / Song
<p>VI. Optional Extensions and Adaptation</p> <ul style="list-style-type: none"> Leo, a 2nd grader, is very advanced and often gets bored and distracted due to his classmates being at a lower English proficiency level than him. Therefore, he will be given an extra worksheet along with the one each of his classmates will receive to ensure he is being adequately assessed. 		Additional Worksheet
Reflection		
What went well? What didn't? What would you change?		

Name: _____

English Class
Teacher Lauren
Teacher Hedy

Count And Color

two	
three	
five	
four	
three	
one	
two	
five	

Trace and Match

3

three

5

five

2


two

1

one

4

four



Name: Leo's Worksheet → Answer key

English Class
Teacher Lauren

Numbers

Write the numbers in the correct place

four	twelve	one	nine
three	two	six	five
seven	eleven	eight	ten

1 One	2 two	3 three
4 four	5 five	6 Six
7 Seven	8 eight	9 nine
10 ten	11 eleven	12 twelve

Write the numbers in the correct place

nineteen	fifteen	twenty-three	seventeen
fourteen	twenty	eighteen	twenty-four
thirteen	sixteen	twenty-two	twenty-one

13 thirteen	14 fourteen	15 fifteen
16 sixteen	17 seventeen	18 eighteen
19 nineteen	20 twenty	21 twenty one
22 twenty-two	23 twenty-three	24 twenty-four